



Elderplan is pleased to provide our members with a Flex card to access your new Flex spending benefit. The Flex Card helps cover specific out-of-pocket costs you might incur.



Leading the way to great care.SM

1-800-353-3765
[TTY: 711]

8 a.m. – 8 p.m., 7 days a week

For more information, visit
www.elderplan.org/card

This card is issued by Sutton Bank, Member FDIC, pursuant to a license from Visa U.S.A. Inc. Visa is a registered trademark of Visa, U.S.A. Inc. All other trademarks and service marks belong to their respective owners.

H3347_EP17666_M

About your Flex Spending Card



Elderplan Flex (HMO-POS)



How to Use Your Flex Card

1. Your Flex card is issued by Visa.

For your convenience, it will arrive activated and ready to use.

2. Account Setup:

To track your balance and access additional information about your Flex benefits, visit **mybenefitscenter.com** to create an account.

If you have any questions, reach out to Member Services at 1-800-353-3765 (TTY:711), available from 8:00 a.m. to 8:00 p.m., seven days a week.

3. Account Balance:

Make sure to check your account balance often by calling 1-833-684-8472 (TTY: 711) or by going to **mybenefitscenter.com**.


4. Making Payments:

Select the credit card option, when making eligible payments in person or online.




What your Flex benefit covers


Use your Flex card for out-of-pocket dental, hearing, vision, and fitness expenses. Your benefit is **\$500 annually**. These dollars are in addition to the benefits you already receive from Elderplan. You can use your Flex card at any provider that accepts Visa.

 • **Dental:** Reminder! Bring this card with you when visiting your dentist. Use your dental benefit first and then use your Flex card to help pay any out-of-pocket costs at both in and out-of-network providers.


– Use toward dental implants, dentures, denture repairs and realignments, tooth extractions, root canals, bridges, crowns, periodontal work and more.

 • **Vision:** Use your \$250 annual Elderplan vision benefit at any in-network provider first, and then use this card toward any remaining balance.

– Use toward contact lenses, eyeglasses, progressive and transition lenses, prescription sunglasses and more.

 • **Hearing services:** Use your Elderplan hearing aid benefit of \$1,000 every year for both ears combined first at any in-network provider and then use this card toward any remaining balance.

– Use toward hearing aids, hearing aid batteries, hearing aid repairs and more.

 • **Fitness:** Use your **Silver&Fit** benefit first and then use this card to upgrade your fitness membership, schedule a private training session, or join a neighborhood gym or studio that's not part of the **Silver&Fit** network!

A few simple reminders to keep in mind when using your Flex benefit

- The Flex card should not be used as a substitute for regular health insurance.
- Check your Flex card balance before making a transaction, so that you know how much to charge on your card and how much to charge on another form of payment, to complete your purchase.
- Always ensure you have an alternative method of payment.
- You must use your Flex card balance by the end of the benefit year, or you will lose any unused funds.

